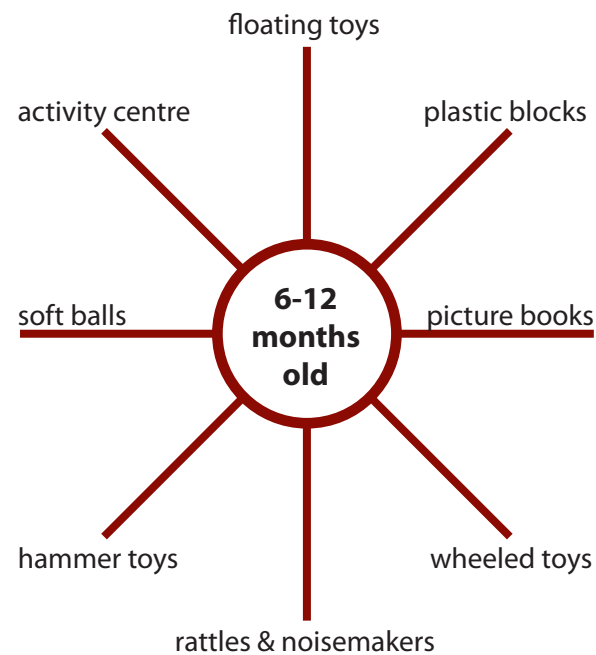


Your Baby's Environment

Provide a variety of toys to hold your baby's interests. You can keep toys "new" by changing them every few days. Your baby will rediscover the toys he hasn't seen for awhile.



At this age, your baby will begin to move around by rolling, creeping and/or crawling. Some babies start to walk. She will need a larger play area where she can stay safe while exploring her new environment.



Why Play?

Play is a learning experience for children. Play is a universal and vital process for the healthy development of every child. Play is the child's work. It allows the child to explore the world in which he or she lives and grows.

Play programs give adults and children the chance to play together in a safe and stimulating environment. By being involved together, adults and children get interested in each other's activities and learn to communicate. Play nurtures sharing and growth.

Toys are the basic tools that children use to enrich their play and learning. There is no one "right" toy. Children need a variety of toys and play materials to match their developmental stage, their interests and their capabilities. They need toys for rainy days, for active play with friends outdoors, for sick days and holidays and toys to encourage sharing and cooperation. Think about your child's unique needs and interests when you choose his or her toys.

The "Why Play?" series of pamphlets suggests play activities for children in the following age groups:

0-6 months	2-3 years
6-12 months	3-4 years
1-2 years	4-5 years

Prices for bulk orders of these pamphlets, and for all other publications, may be obtained from FRP Canada

Why Play?

6-12 months




707 - 331 Cooper Street
Ottawa, ON K2P 0G5
Tel: (613) 237-7667
Toll Free: 1-866-6-FRPCAN
Fax: (613) 237-8515
E-mail: info@frp.ca
www.frp.ca




Play Is...

- discovering
- exploring
- interacting, mostly with adults
- moving
- problem solving
- practising




Choose toys carefully, keeping in mind your child's stage of development.

Give your baby plastic toys that make a squeaking noise when they are squeezed. This will encourage her to make sounds and hear her own voice.



A "busy box" or activity centre will give him lots of things to push and move to hear sounds.




Give your baby blocks to touch and push around. Encourage him to pass them from one hand to the other.



When your baby begins to crawl, she will enjoy chasing a wheeled toy or rolling a ball across the floor.

Playing simple musical instruments with your baby will help her to distinguish different sounds.




Play "peek a boo" and show your baby pop-up toys to help him develop his memory.



Read simple picture books with your baby. Point to and name familiar objects, such as baby, cup, car, dog and cat.

Ideas for Activities With Babies

Cut different shapes out of a variety of materials, for instance fur, sandpaper and silk. Glue them onto stiff cardboard so they won't come off. Touch your baby's hand to the textures and describe them: rough, smooth, soft, etc.



Fill a plastic tub or bucket with 15 cm (6 inches) of water. Put floating water toys such as boats, plastic containers, rubber ducks and small plastic pitchers into the water. Your baby will have fun splashing in the water. Water play can be relaxing.

Sit your baby on your lap and bounce her up and down gently while you say a rhyme like: This is the way the horsey rides, clippity, cloppoty, clippity, clop.

